



SOCIO - ECONOMIC SITUATION

APRIL AND 4 MONTHS OF 2023

AGRICULTURE

Spring paddy

2,949.5

thous. ha

▼ 1.4%

Planned areas of some main crops as of 15 April, 2023

Maize

392.6

thous. ha

▼ 2.2%

Peanut

110

thous. ha

▼ 4.6%

Sweet potato

47

thous. ha

▼ 4.8%

Vegetables

560.2


thous. ha

▲ 1.0%



Livestock population at the end of April 2023 again the same period last year

▲ 3.7%



Pig

▲ 2.0%



Poultry

▼ 2.3%



Buffalo

▲ 1.6%



Cattle

Fishery production for the first 4 months of 2023

Aquaculture

1,416.2

thous. tons

▲ 3.0%

TOTAL

2,637

thous. tons

▲ 1.2%

Catching

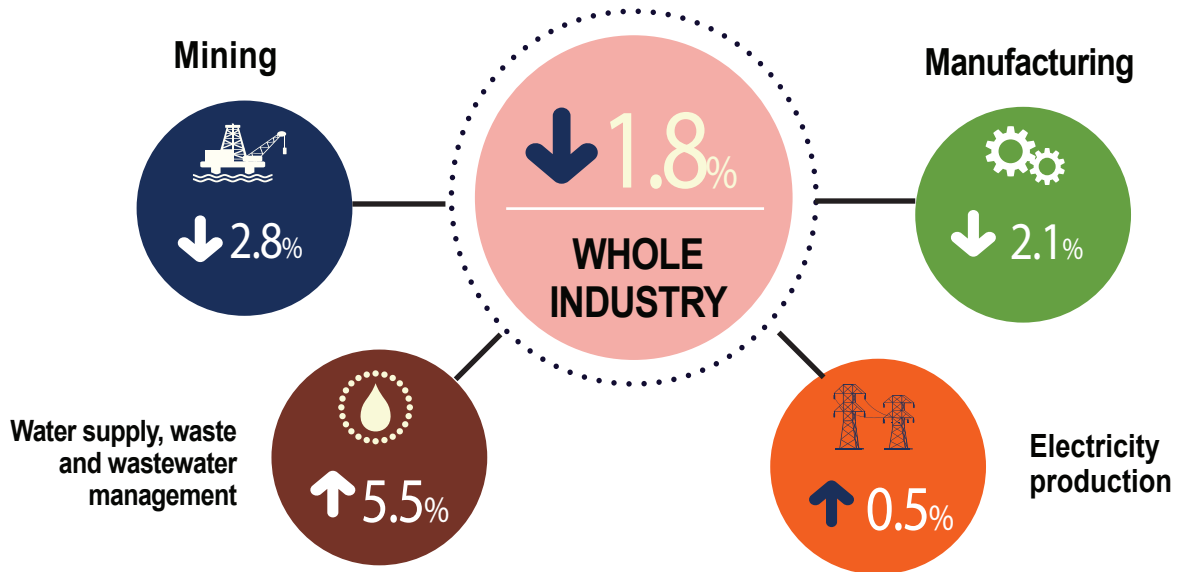
1,220.8

thous. tons

▼ 0.8%

INDUSTRIAL PRODUCTION FOR THE FIRST 4 MONTHS OF 2023

IIP growth rate over the same period last year

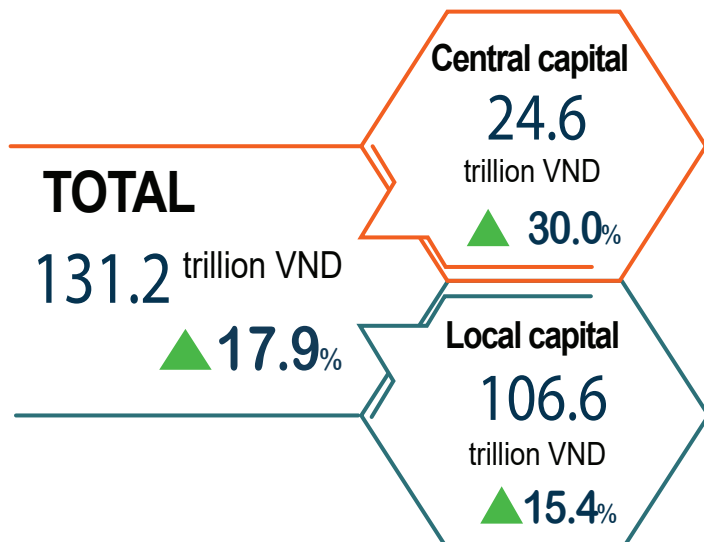


ENTERPRISE REGISTRATION STATUS FOR THE FIRST 4 MONTHS OF 2023

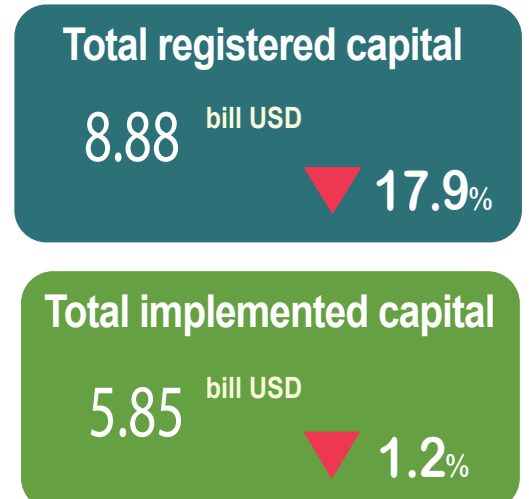


INVESTMENT

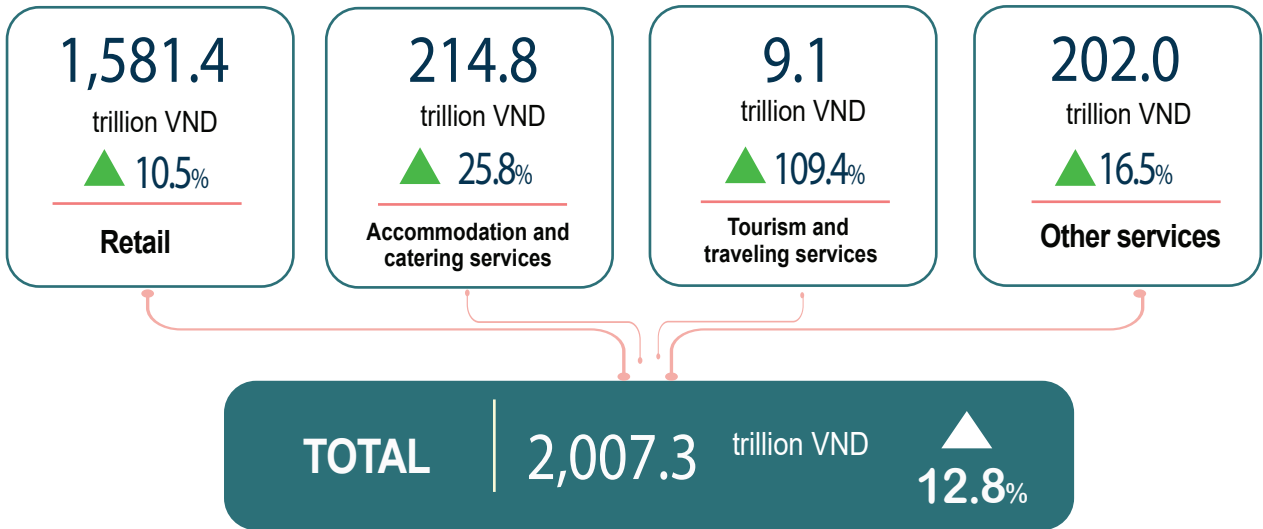
Investment capital from the State budget for the first 4 months of 2023



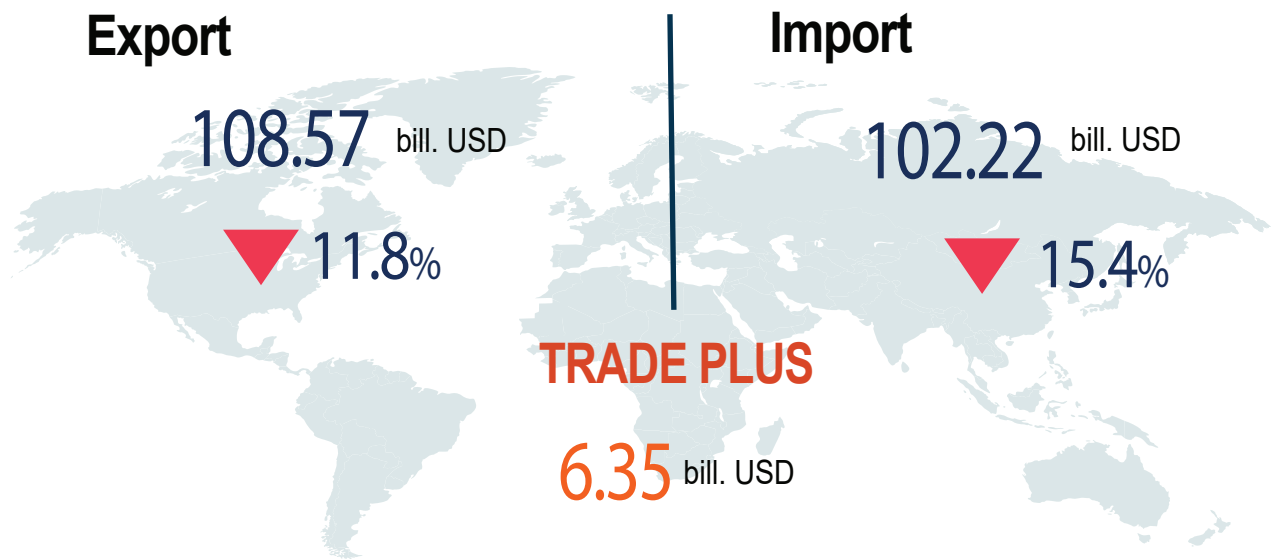
Foreign investment (FDI) from 1/1 to 20/4/2023



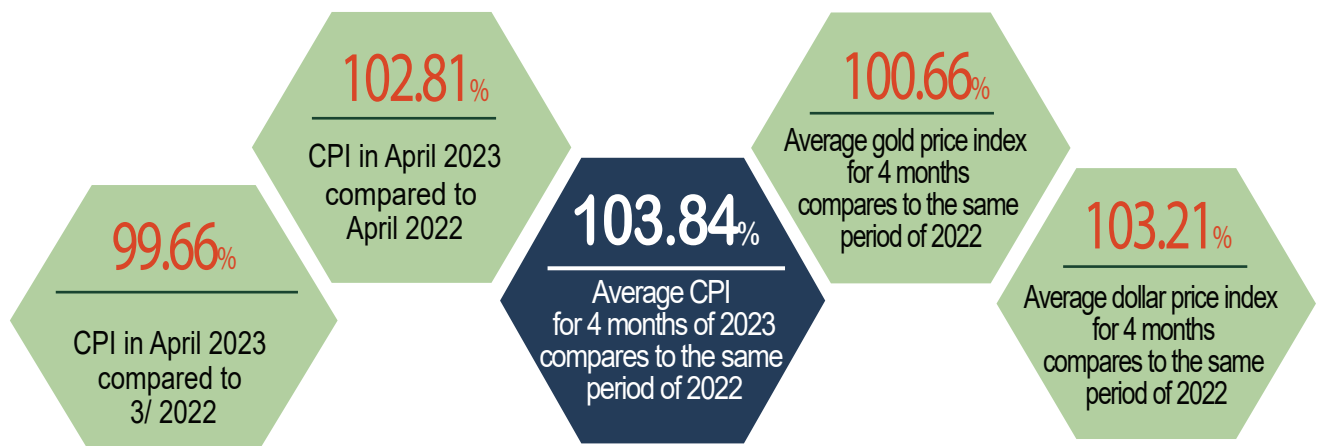
RETAIL SALES OF CONSUMER GOODS AND SERVICES FOR THE FIRST 4 MONTHS OF 2023



EXPORT AND IMPORT OF GOODS FOR THE FIRST 4 MONTHS OF 2023



PRICE INDEX



PASSENGER AND FREIGHT TRANSPORT FOR THE FIRST 4 MONTHS OF 2023

Passenger



Passenger carried
1,493.9 million pers. ▲ 24.6%

Passenger traffic
80.5 bill. pers.km ▲ 50.2%

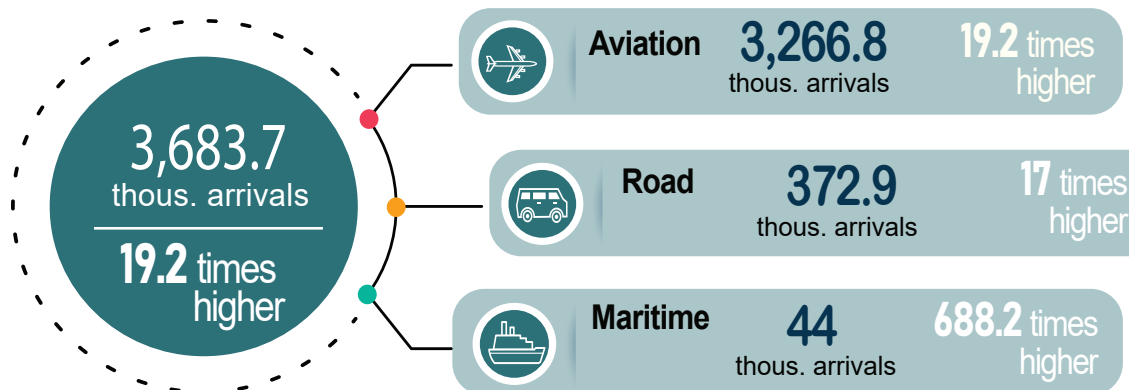
Freight



Freight carried
737.1 mill. tons ▲ 17.2%

Freight traffic
156.7 bill.tons.km ▲ 19.8%

FOREIGNERS ARRIVALS IN VIETNAM FOR THE FIRST 4 MONTHS OF 2023



By territories (Thous. arrivals)



TRAFIC ACCIDENT FOR THE FIRST 4 MONTHS OF 2023

Number of traffic accidents
(from less serious to become)

2,306

Per day on average

19
accidents

Number of deaths

1,895

Per day on average

16
persons

Number of injured

1,252

Per day on average

10
persons